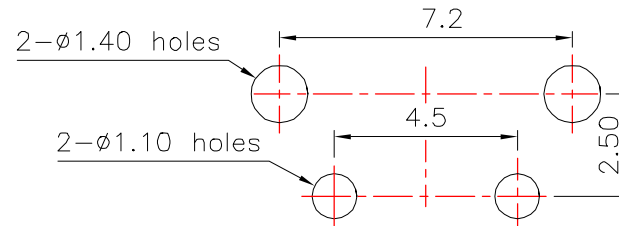
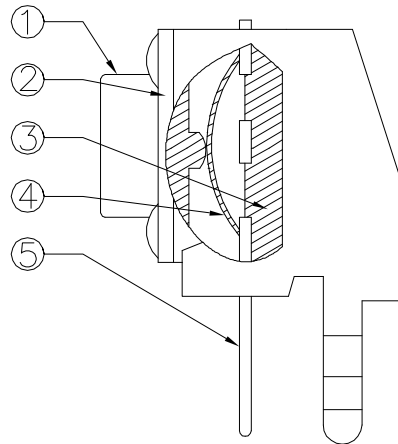
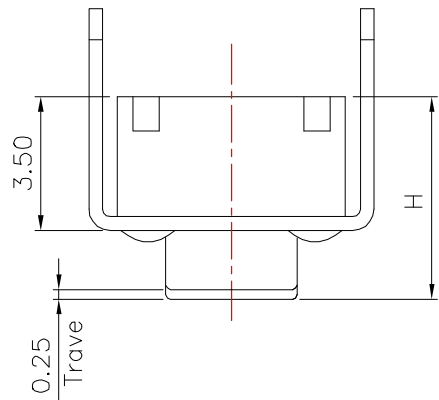


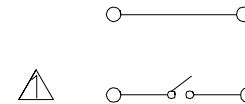


REV.	ECN NO OR DESCRIPTION	REVISED	DATE

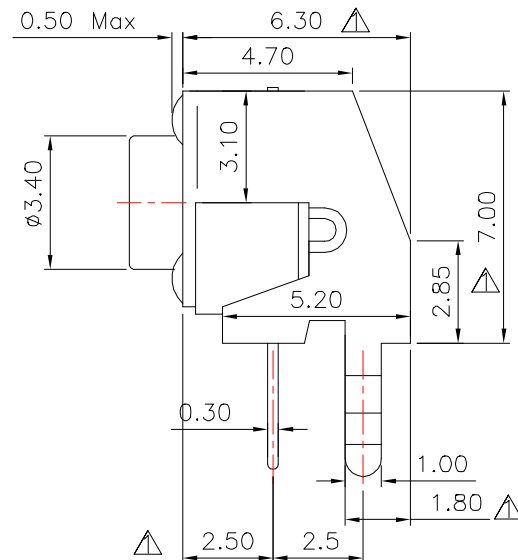
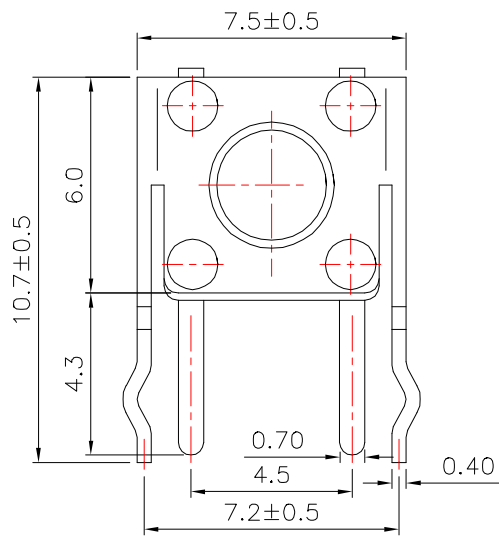


PCB Layout(Pattern side)

product height			
Code	H	Code	H
43	4.3	110	11.0
45	4.5	115	11.5
50	5.0	120	12.0
55	5.5	125	12.5
60	6.0	130	13.0
65	6.5	135	13.5
70	7.0	140	14.0
75	7.5	150	15.0
80	8.0	155	15.5
85	8.5		
90	9.0		
95	9.5		
100	10.0		
105	10.5		



Circuit Diagram



P/N: TS-KG02N-X X XX X
 A: 不锈钢
 B: 覆磷铜
 T: 编带
 B: 散装
 G: 150±50gf
 F: 250±50gf
 H: 高度

⑤	Terminal	4	Brass(0.30t)	Plating silver		
④	Contact	1	F.Ag/SUS			
③	Base	1	Nyion	Black		
②	Cover	1	SPCC	Plating Nickel		
①	Keystoke	1	PA46	Black		
ITEM	PART NAME	ER'NO.	QTY.	MATERIAL	FINISHING	REMAP

UNLESS OTHERWISE SPECIFIED TOLERANCES

DECIMALS: 30~以上±0.30
 10~30±0.20
 5~10±0.15
 ~5±0.10

ANGLES: ±2°

东莞市汉博电子科技有限公司
 DONGGUAN HANBO TECHNOLOGY CO., LTD

TITLE				
DWN	xiong	PART NO. TS-KG02N-XXXXX		
CHKD	lee	SCALE: 1:1	UNIT: mm	
APVD	wang	SIZE: A4	SHEET: 1 OF 1	REV: A4

CUSTOMER COPY